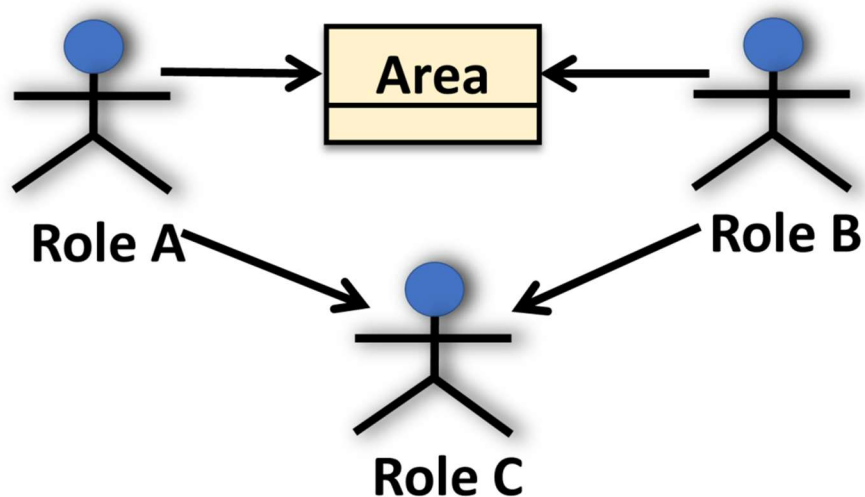

THE HARMONISED ELECTRICITY MARKET ROLE MODEL



VERSION: 2022-01

TABLE OF CONTENTS

1	INTRODUCTION	5
2	ABOUT THE ROLE MODEL	6
3	PROCEDURES FOR THE USE OF THE ROLE MODEL	8
3.1	Introduction	8
3.2	Role constraints	8
3.3	HRM use	9
4	THE ROLE MODEL	10
5	ROLE MODEL DEFINITIONS	11
5.1	Roles	11
5.2	Domains	18
5.3	Resources	21
5.4	Accounts	22
5.5	CIM Objects	22

TABLE OF FIGURES

Figure 1:	The UML Actor symbol in the Role Model	6
Figure 2:	The class symbol in the Role Model	7
Figure 3:	Role and Object relationships	7
Figure 4:	The Harmonised European Electricity Market Role Model	10

Copyright notice:

Copyright © ebIX®, EFET and ENTSO-E. All Rights Reserved.

This document and its whole translations may be copied and furnished to others, and derivative works that comment on or otherwise explain it or assist in its implementation may be prepared, copied, published and distributed, in whole or in part, without restriction of any kind, provided that the above copyright notice and this paragraph are included on all such copies and derivative works. However, this document itself may not be modified in any way, except for literal and whole translation into languages other than English and under all circumstances, the copyright notice or references to **ebIX®**, **EFET** and **ENTSO-E** may not be removed.

This document and the information contained herein is provided on an "as is" basis.

ebIX®, EFET and ENTSO-E DISCLAIMS ALL WARRANTIES, EXPRESS OR IMPLIED, INCLUDING BUT NOT LIMITED TO ANY WARRANTY THAT THE USE OF THE INFORMATION HEREIN WILL NOT INFRINGE ANY RIGHTS OR ANY IMPLIED WARRANTIES OF MERCHANTABILITY OR FITNESS FOR A PARTICULAR PURPOSE.

Maintenance notice:

THIS DOCUMENT IS MAINTAINED JOINTLY BY ENTSO-E, EFET AND EBIX®. COMMENTS OR REMARKS ARE TO BE PROVIDED USING THE MAINTENANCE REQUEST FORM PUBLISHED NEXT TO THE ROLE MODEL TO cim@entsoe.eu.

41

REVISION HISTORY

Version	Date	Change (compared to version 2020-01)
2022-01	2022-03-24	<p>This version of the Harmonised Electricity Market Role Model (HEMRM) has several new roles and domains, and updates of definitions.</p> <p>Among other updates, this version of the HEMRM has updates that originates from the first phase of harmonising the HEMRM with the Gas Role Model (GRM).</p> <p>The revision history is published at ENTSO-E and eBIX® web sites as referenced below.</p>

42

The Harmonised electricity market Role Model and the revision history can be found at:

43

ENTSO-E web site: [Harmonised Electricity Role Model](#) or

44

eBIX® web site: [Harmonised Electricity Role Model](#)

1 INTRODUCTION

The Harmonised electricity market Role Model (HRM) has been developed in order to facilitate the dialogue between the market participants from different countries through the designation of a common name for each role and related object that are prevalent within the European electricity market information exchange. It focuses essentially to enable a common terminology for IT supported information exchange. The HRM has been developed by ENTSO-E, EFET and ebIX®.

This document describes the roles that can be played for given objects within the European electricity market. It covers both the wholesale and retail electricity markets. The document covers the roles as identified in current development being carried out in information exchange. It will naturally grow and evolve as this work progresses. The reader is therefore encouraged to ensure that the document is the latest available version.

A role model of this nature shall be the formal means of identifying roles and objects that are used in information exchange. It is important to stress that it is not a model of the electricity market but rather a model of the roles related to information exchange.

The necessity for such a role model arises from the possibility that a single party in the market may assume multiple roles, however in decentralised, competitive market every role can be played by a different party. This implies that the roles need to be atomically decomposed where necessary in order to satisfy the information flows for a given process required within the electricity market.

The HRM represents these abstract roles and objects used in information exchange on European electricity market.

2 ABOUT THE ROLE MODEL

A party on the market may play several roles; for example, a TSO frequently plays the roles of a System Operator, an LFC Operator and the role of an Imbalance Settlement Responsible. A DSO frequently plays the role of a System operator, a Metering Point Administrator and the role of a Grid Access Provider. However, different roles have been defined since these roles are not always played by the same party in every electricity market. Consequently, it is necessary to clearly define the roles in order to be in a position to correctly use them as required.

It is important to differentiate between the roles that can be found on a given marketplace and the parties that can play such roles. ENTSO-E, EFET and eBIX[®] have identified a given role whenever it has been found necessary to distinguish it in an information exchange process.

The HRM also identifies the different objects, described as UML classes, that are necessary in the electricity market for information exchange. The term *Object* is a generic term covering domains, points, resources, CIM objects and accounts.

To build a Role Model diagram the UML class diagramming technique has been used. The diagram makes use of two UML symbols, the “actor” symbol (not to be confused with a party on a marketplace) is used to represent a role and the “class” symbol is used to define an object.

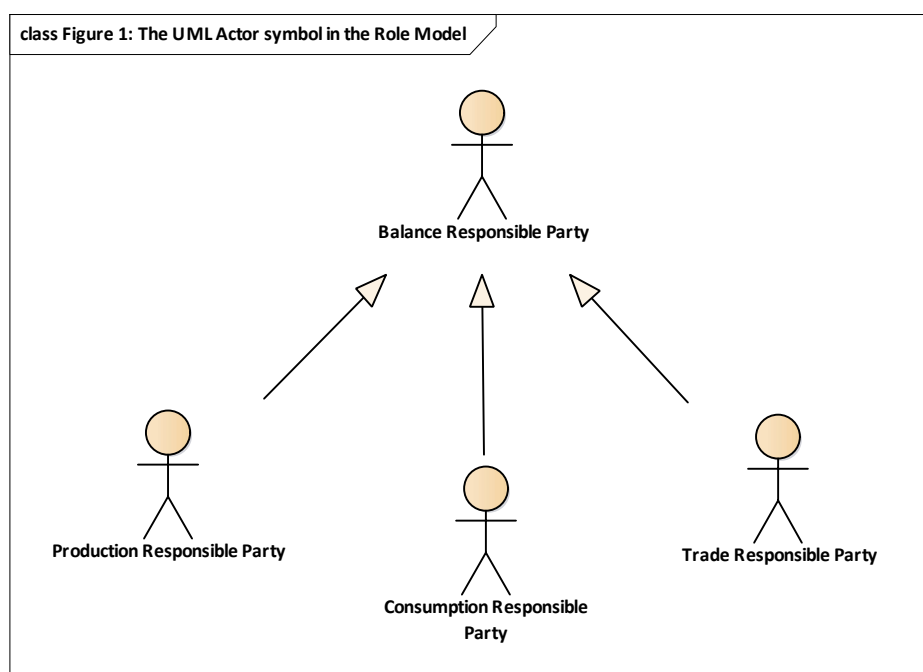


Figure 1: The UML Actor symbol in the Role Model

The Role Model shown in figure 1 shows the actor symbol used to identify roles. It also introduces the concept of a “generalisation” relationship. The generalisation relationships in the figure show that three roles inherit the basic properties of a “Balance Responsible Party”.

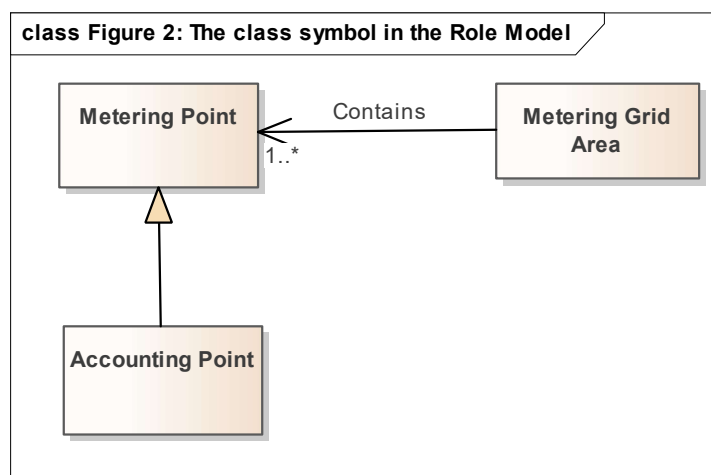


Figure 2: The class symbol in the Role Model

The class symbols outlined in figure 2 show an example of objects and indicate that an Accounting Point is a specialisation of a Metering Point. One also sees that a Metering Grid Area contains one or more (1..*) Metering Points.

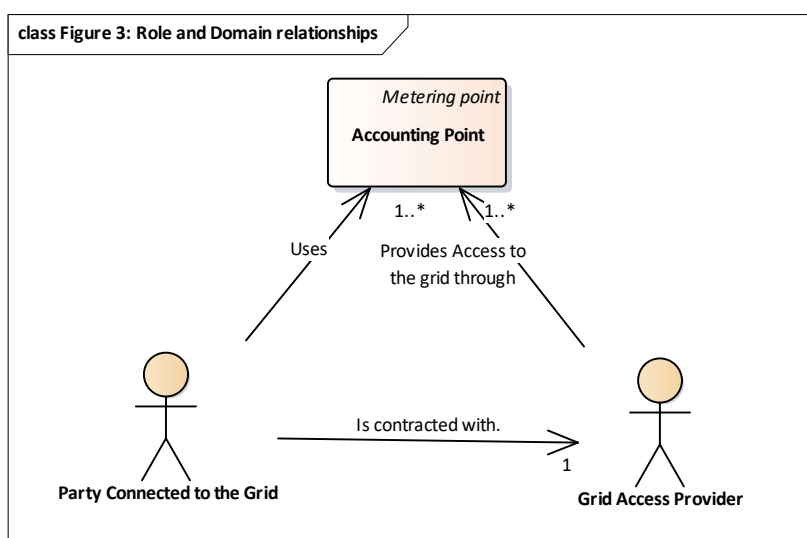


Figure 3: Role and Object relationships

Figure 3 shows how roles may interact. The relationship that exists between the roles and objects are shown by the arrows drawn between them. For example, the Party Connected to the Grid uses an Accounting Point and is contracted with a Grid Access Provider, which provides access to an Accounting Point.

Naturally enough the role model does not show all the relationships that may exist between the roles and the objects. The relationships in the model are there only to highlight the major relationship that justifies the presence of a role or an object. In other words, not all relationships are present in the role model.

3 PROCEDURES FOR THE USE OF THE ROLE MODEL

3.1 Introduction

An actor represents a party that participates in a business transaction. Within a given business transaction an actor assumes a specific role or a set of roles. An actor is a composition of one or more roles and as such does not appear in the model.

A harmonised role represents the external intended behaviour of an actor. Actors, e.g. DSO, TSO, Traders and Energy Suppliers carry out their activities by performing roles. A role cannot be split over several actors. Roles are the main scope of the HRM.

A harmonised domain represents abstract objects used in the electricity market necessary for the management of various processes, resources or areas, with the following characteristics:

- *A harmonised domain* is the composition of one or more Metering Points.
- A Metering Grid Area (MGA) consist of a set of Metering points;
- A MGA is the corner stone of defining areas, since the flow out and in of an MGA can be measured;
- Other Areas will normally be composed of one or more MGAs;
- An Area has a set of common characteristics (e.g. same price, no congestion, same rules...) and one responsible role.
- Domains will only be added for clarification and only where the responsibility for the domain is clear.
- There should be only one role responsible for creation, maintenance and deletion of a Domain.

A harmonised resource represents a grid asset, a consumption resource or a production resource used in the electricity market, necessary for the management of various processes.

A harmonised account represents a business object for aggregated reporting.

A CIM Object represents objects defined in IEC/CIM standards.

The objective of decomposing the electricity market model into a set of autonomous roles and objects is to enable the construction of business processes where the relevant role participates to satisfy a specific transaction. Business processes should be designed to satisfy the requirements of the roles and not of the actors.

It is not the intent of the HRM to define the business processes and their transactions. Business processes and their transactions shall be completely defined in a Business Requirements Specification (BRS).

The definitions of roles, domains or other objects use the term “energy” to allow harmonised roles to be used by other energy sectors than electricity one i.e. gas or heat (especially the ones using transmission or distribution grid to deliver energy from producers to consumers). For information exchanges in electricity market “energy” shall be understood as “electricity”.

3.2 Role constraints

A role must be able to stand alone within the model. In other words, it must represent a relatively autonomous function. A good guide to determining the validity for the insertion of a role is to determine whether it provides:

1. All the information relevant to interoperability. It must be able to participate in the development of a business process by being a key factor in the construction of the allowable sequences of

information exchanges and satisfy the conditions in which it is allowed to send information. In this respect, it has to be autonomous. That is to say it must have the business responsibility which enables it to:

- receive information from another role,
- determine the actions to be carried out on the information in question,
- terminate, if necessary, prematurely, the exchange with respect to predefined rules,
- send information to the role in question or to another role,
- manage error conditions.

2. Satisfy the process constraints in which the role participates. Such constraints impose restrictions on how roles may or must react. These constraints will be defined within the business process specification. Such constraints include:

- demands on quality of service imposed by the business process requirements for a role, such as network acknowledgement or security features;
- constraints on the characteristics of the party that can play the role;
- constraints on the preconditions that must be met before a role can be played;
- constraints on the ability of a party to assign all or part of a role to another party;

The role shall be generic. The model is intended to be employed throughout the industry. Consequently, roles that are specific or that are particular to only one European context shall not appear in the model.

In essence, this means that a separate role shall be identified when it can be played by a third party (= a party that can carry out the task on behalf of another party or as an independent entity). E.g. the Transmission Capacity Allocator can carry out the capacity allocation on behalf of the System Operator.

3.3 HRM use

The HRM shall be used as the basis for the construction of the information exchange processes that are necessary for the electricity market. The generic nature of the HRM should cover all the roles that can be used in a heterogeneous environment.

If, during the course of the construction of a process, a role is found to be missing from the HRM, a maintenance request should be made requesting its inclusion in the model.

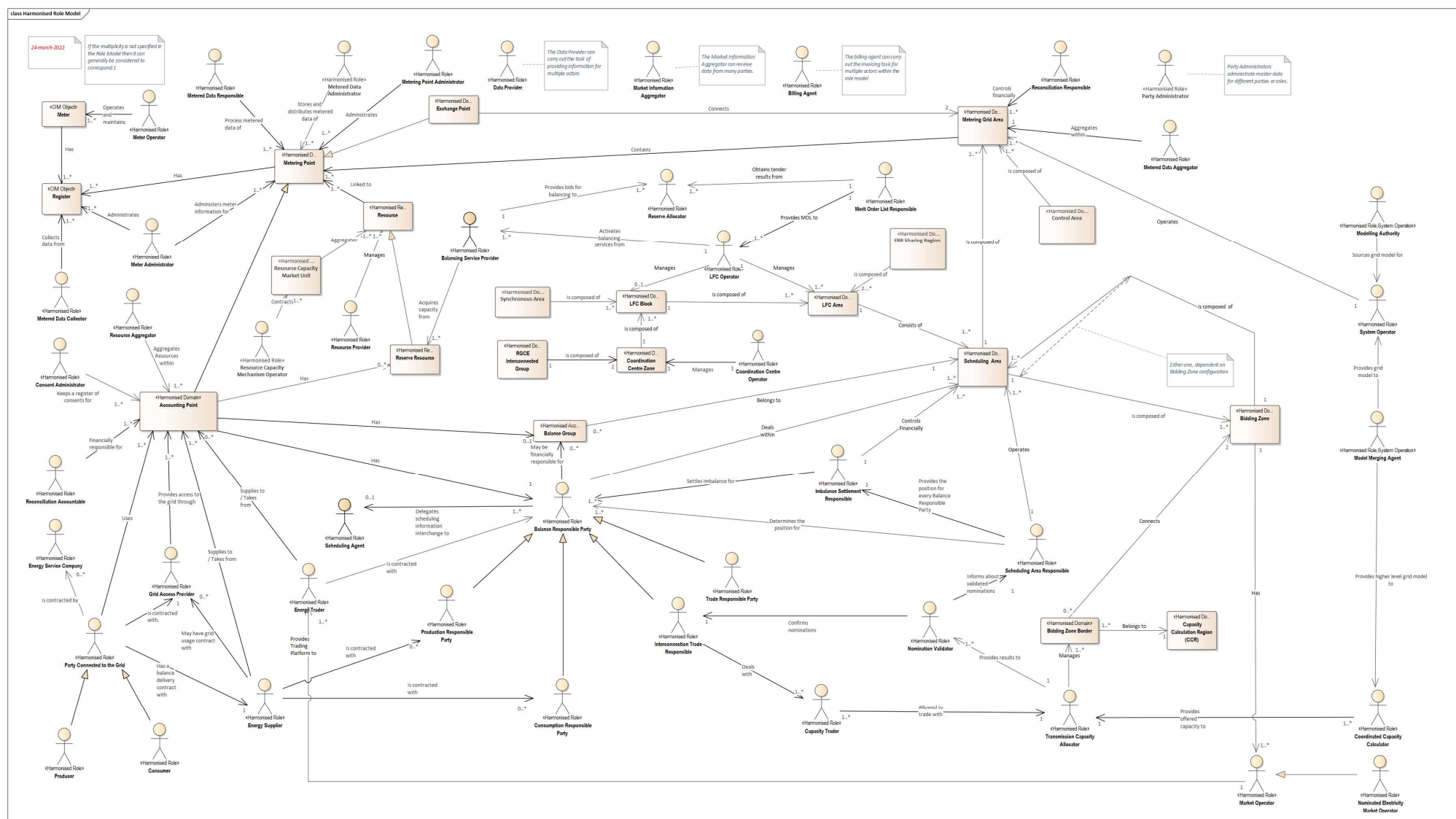


Figure 4: The Harmonised European Electricity Market Role Model

5 ROLE MODEL DEFINITIONS

5.1 Roles

ROLES		
TYPE	ROLE NAME	DESCRIPTION
Role	Balance Responsible Party	<p>A Balance Responsible Party is responsible for its imbalances, meaning the difference between the energy volume physically injected to or withdrawn from the system and the final nominated energy volume, including any imbalance adjustment within a given imbalance settlement period.</p> <p>Note: Based on Electricity Balancing - Art.2 Definitions.</p> <p>Additional information: Responsibility for imbalances (Balance responsibility) requires a contract proving financial security with the Imbalance Settlement Responsible of the Scheduling Area entitling the party to operate in the market.</p>
Role	Balancing Service Provider	<p>A party with reserve-providing units or reserve-providing groups able to provide balancing services to one or more LFC Operators.</p> <p>Additional information: Based on Electricity Balancing - Art.2 Definitions.</p>
Role	Billing Agent	The party responsible for invoicing a concerned party.
Role	Capacity Trader	<p>A party that has a contract to participate in the Capacity Market to acquire capacity through a Transmission Capacity Allocator.</p> <p>Note: The capacity may be acquired on behalf of an Interconnection Trade Responsible or for sale on secondary capacity markets.</p>
Role	Consumer	<p>A party that consumes energy.</p> <p>Additional information: This is a Type of Party Connected to the Grid.</p>

ROLES		
TYPE	ROLE NAME	DESCRIPTION
Role	Consumption Responsible Party	<p>A Consumption Responsible Party is responsible for its imbalances, meaning the difference between the energy volume physically withdrawn from the system and the final nominated energy volume, including any imbalance adjustment within a given imbalance settlement period.</p> <p>Additional information: This is a type of Balance Responsible Party.</p>
Role	Consent Administrator	<p>A party responsible for administrating a register of consents for a domain. The Consent Administrator makes this information available on request for entitled parties in the sector.</p>
Role	Coordinated Capacity Calculator	<p>Coordinated Capacity Calculator is the entity or entities with the task of calculating transmission capacity, at regional level or above.</p> <p>Source: Commission Regulation (EU) 2015/1222 (CACM).</p>
Role	Coordination Centre Operator	<p>A party responsible for the coordination of its Coordination Centre Zone in respect of scheduling, load frequency control, time deviation and compensation of unintentional deviation.</p>
Role	Data Provider	<p>A party that has a mandate to provide information to other parties in the energy market.</p> <p>Note: For example, due to Article 2 of the European Commission Regulation 543/2013 of the 14th of June 2013, a data provider may be a Transmission System Operator or a third party agreed by a TSO.</p>
Role	Energy Service Company	<p>A party offering energy-related services to the Party Connected to Grid, but not directly active in the energy value chain or the physical infrastructure itself. The Energy Service Company (ESCO) may provide insight services as well as energy management services.</p>

ROLES		
TYPE	ROLE NAME	DESCRIPTION
Role	Energy Supplier	<p>An Energy Supplier supplies electricity to or takes electricity from a Party Connected to the Grid at an Accounting Point.</p> <p>Additional information: An Accounting Point can only have one Energy Supplier. When additional suppliers are needed the Energy Supplier delivers/takes the difference between established (e.g. measured or calculated) production/consumption and the (accumulated) contracts with other suppliers.</p>
Role	Energy Trader	A party that is selling or buying energy.
Role	Grid Access Provider	A party responsible for providing access to the grid through an Accounting Point for energy consumption or production by the Party Connected to the Grid. The Grid Access Provider is also responsible for creating and terminating Accounting Points.
Role	Imbalance Settlement Responsible	<p>A party that is responsible for settlement of the difference between the contracted quantities with physical delivery and the established quantities of energy products for the Balance Responsible Parties in a Scheduling Area.</p> <p>Note: The Imbalance Settlement Responsible may delegate the invoicing responsibility to a more generic role such as a Billing Agent.</p>
Role	Interconnection Trade Responsible	<p>Is a Balance Responsible Party or depends on one. He is recognised by the Nomination Validator for the nomination of already allocated capacity.</p> <p>Additional information: This is a type of Balance Responsible Party.</p>
Role	LFC Operator	<p>Responsible for the load frequency control for its LFC Area or LFC Block.</p> <p>Additional information: This role is typically performed by a TSO.</p>

ROLES		
TYPE	ROLE NAME	DESCRIPTION
Role	Market Information Aggregator	<p>A party that provides market related information that has been compiled from the figures supplied by different actors in the market. This information may also be published or distributed for general use.</p> <p>Note:</p> <p>The Market Information Aggregator may receive information from any market participant that is relevant for publication or distribution.</p>
Role	Market Operator	<p>A party that provides a service whereby the offers to sell electricity are matched with bids to buy electricity.</p> <p>Additional Information:</p> <p>The definition above is based on Regulation on the internal market for electricity (EU) 2019/943:</p> <p>A more detailed description:</p> <p>A party that provides a service of collecting offers to sell and bids to buy electricity, and matching these offers and bids in order to determine a market price at the clearing point. This activity can be conducted in the forward, days-ahead and/or intraday timeframes, and can be combined with transmission capacity allocation in the context of market coupling.</p> <p>This is usually an energy/power exchange or platform.</p>
Role	Merit Order List Responsible	Responsible for the management of the available tenders for all Acquiring LFC Operators to establish the order of the reserve capacity that can be activated.
Role	Meter Administrator	A party responsible for keeping a database of meters.
Role	Meter Operator	A party responsible for installing, maintaining, testing, certifying and decommissioning physical meters.
Role	Metered Data Administrator	A party responsible for storing and distributing validated measured data.
Role	Metered Data Aggregator	A party responsible for the establishment and qualification of measured data from the Metered Data Responsible. This data is aggregated according to a defined set of market rules.
Role	Metered Data Collector	A party responsible for meter reading and quality control of the reading.

ROLES		
TYPE	ROLE NAME	DESCRIPTION
Role	Metered Data Responsible	A party responsible for the establishment and validation of measured data based on the collected data received from the Metered Data Collector. The party is responsible for the history of metered data for a Metering Point.
Role	Metering Point Administrator	A party responsible for administrating and making available the Metering Point characteristics, including registering the parties linked to the Metering Point.
Role	Model Merging Agent	A party responsible for establishing a merged model and ensuring its completeness, consistency and quality. Additional information: The definition is based on CGM BP IG.
Role	Modelling Authority	A party accountable for the sourcing, consistency and quality of one or more model datasets.
Role	Nominated Electricity Market Operator	An entity designated by the competent authority to perform tasks related to single day-ahead or single intraday coupling. Source: Commission Regulation (EU) 2015/1222 (CACM) . Additional Information: A NEMO performs MCO (Market Coupling Operator) and CCP (Central Counter Party) functions. A NEMO runs a power exchange related to day-ahead or intraday market. A NEMO is a type of Market Operator.
Role	Nomination Validator	Has the responsibility of ensuring that all capacity nominated is within the allowed limits and confirming all valid nominations to all involved parties. He informs the Interconnection Trade Responsible of the maximum nominated capacity allowed. Depending on market rules for a given interconnection the corresponding System Operators may appoint one Nomination Validator.
Role	Party Administrator	A party responsible for maintaining party characteristics for the energy sector.
Role	Party Connected to the Grid	A party that contracts for the right to take out or feed in energy at an Accounting Point.

ROLES		
TYPE	ROLE NAME	DESCRIPTION
Role	Producer	<p>A party that generates electricity.</p> <p>Additional information: This is a type of Party Connected to the Grid.</p> <p>The definition is based on Directive (EU) 2019/944 of the European Parliament and of the Council of 5 June 2019 on common rules for the internal market for electricity and amending Directive 2012/27/EU, Article 2 (Definitions).</p>
Role	Production Responsible Party	<p>A Production Responsible Party is responsible for its imbalances, meaning the difference between the energy volume physically injected to the system and the final nominated energy volume, including any imbalance adjustment within a given imbalance settlement period.</p> <p>Additional information: This is a type of Balance Responsible Party.</p>
Role	Reconciliation Accountable	<p>A party that is financially accountable for the reconciled volume of energy products for a profiled Accounting Point.</p>
Role	Reconciliation Responsible	<p>A party that is responsible for reconciling, within a Metering Grid Area, the volumes used in the imbalance settlement process for profiled Accounting Points and the actual measured quantities.</p> <p>Note: The Reconciliation Responsible may delegate the invoicing responsibility to a more generic role such as a Billing Agent.</p>
Role	Reserve Allocator	<p>Informs the market of reserve requirements, receives bids against the requirements and in compliance with the prequalification criteria, determines which bids meet requirements and assigns bids.</p>
Role	Resource Aggregator	<p>A party that aggregates resources for usage by a service provider for energy market services.</p> <p>Note: In the current version, the only service provider in HRM is the Balancing Service Provider.</p>

ROLES		
TYPE	ROLE NAME	DESCRIPTION
Role	Resource Capacity Mechanism Operator	<p>A party responsible to operate the resource capacity mechanism in a member state.</p> <p>Additional information:</p> <p>It can either be the TSO or an independent party. A Resource Capacity Mechanism Operator can contract one or several Resource capacity market units, and a resource capacity market unit can only be contracted by one Resource Capacity Mechanism Operator.</p>
Role	Resource Provider	<p>A role that manages a resource and provides production/consumption schedules for it, if required.</p>
Role	Scheduling Agent	<p>The entity or entities with the task of providing schedules.</p> <p>Source: System Operation Guideline, Commission Regulation (EU) 2017/1485.</p> <p>Additional information:</p> <p>A party that is responsible for the schedule information and its exchange on behalf of a Balance Responsible Party.</p>
Role	Scheduling Area Responsible	<p>A party responsible for the coordination of nominated volumes within a scheduling area.</p> <p>Additional information:</p> <p>This role is typically performed by a TSO.</p>
Role	System Operator	<p>A party responsible for operating, ensuring the maintenance of and, if necessary, developing the system in a given area and, where applicable, its interconnections with other systems, and for ensuring the long-term ability of the system to meet reasonable demands for the distribution or transmission of electricity.</p> <p>Additional information:</p> <p>The definition is based on DIRECTIVE 2009/72/EC OF THE EUROPEAN PARLIAMENT AND OF THE COUNCIL of 13 July 2009 concerning common rules for the internal market in electricity and repealing Directive 2003/54/EC, Article 2 (Definitions).</p>

ROLES		
TYPE	ROLE NAME	DESCRIPTION
Role	Trade Responsible Party	<p>A party who can be brought to rights, legally and financially, for any imbalance between energy nominated and consumed for all associated Accounting Points.</p> <p>Note: A power exchange without any privileged responsibilities acts as a Trade Responsible Party.</p> <p>Additional information: This is a type of Balance Responsible Party.</p>
Role	Transmission Capacity Allocator	<p>The Transmission Capacity Allocator manages, on behalf of the System Operators, the allocation of available transmission capacity for a Bidding Zone Border. He offers the available transmission capacity to the market, allocates the available transmission capacity to individual Capacity Traders and calculates the billing amount of already allocated capacities to the Capacity Traders.</p> <p>Additional Information: The single allocation platform established by all TSOs for Forward Capacity Allocation performs the role of a Transmission Capacity Allocator.</p>

184

185

5.2 Domains

186

DOMAINS		
Type	DOMAIN NAME	DESCRIPTION
Domain	Accounting Point	<p>A domain under balance responsibility where Energy Supplier change can take place and for which commercial business processes are defined.</p> <p>Additional information: This is a type of Metering Point.</p>
Domain	Bidding Zone	<p>The largest geographical area within which market participants are able to exchange energy without capacity allocation.</p> <p>Source: Commission Regulation (EU) 543/2013.</p>

DOMAINS		
Type	DOMAIN NAME	DESCRIPTION
Domain	Bidding Zone Border	<p>Defines the aggregated connection capacity between two Bidding Zones.</p> <p>A market area (Which defines the aggregated connection capacity between two Bidding Zones) where the transmission capacity between the Bidding Zones is given to the Balance Responsible Parties according to rules carried out by a Transmission Capacity Allocator. Trade between Bidding Zones is carried out on a bilateral or unilateral basis.</p>
Domain	Capacity Calculation Region	<p>The Capacity Calculation Region is the geographic area in which coordinated capacity calculation is applied.</p> <p>Source: Commission Regulation (EU) 2015/1222 (CACM).</p> <p>Additional information:</p> <p>The transmission capacity between Bidding Zones, included in the Capacity Calculation Region, is given to the Balance Responsible Parties through an implicit capacity allocation process or through an explicit allocation auction.</p>
Domain	Control Area	<p>A coherent part of the interconnected system, operated by a single System Operator and shall include connected physical loads and/or generation units if any.</p> <p>Additional information:</p> <p>Source: Commission Regulation (EU) 543/2013.</p>
Domain	Coordination Centre Zone	<p>The composition of a number of LFC Blocks under the responsibility of the same Coordination Centre Operator.</p>
Domain	Exchange Point	<p>A domain for establishing energy exchange between two Metering Grid Areas.</p> <p>Additional information:</p> <p>This is a type of Metering Point.</p>

DOMAINS		
Type	DOMAIN NAME	DESCRIPTION
Domain	FRR Sharing Region	<p>A set of LFC Areas of the same synchronous area, but not necessarily the same Bidding Zone. All LFC Areas of a FRR Sharing Region share a certain amount of FRR with each other.</p> <p>Additional information: Based on: System Operation Guideline, Commission Regulation (EU) 2017/1485, Article 168.</p>
Domain	LFC Area	<p>A part of a synchronous area or an entire synchronous area, physically demarcated by points of measurement at interconnectors to other LFC Areas, operated by one or more TSOs fulfilling the obligations of load-frequency control.</p> <p>Source: System Operation Guideline, Commission Regulation (EU) 2017/1485.</p>
Domain	LFC Block	<p>A part of a synchronous area or an entire synchronous area, physically demarcated by points of measurement at interconnectors to other LFC Blocks, consisting of one or more LFC Areas, operated by one or more TSOs fulfilling the obligations of load-frequency control.</p> <p>Source: System Operation Guideline, Commission Regulation (EU) 2017/1485.</p>
Domain	Metering Grid Area	<p>A Metering Grid Area is a physical area where consumption, production and exchange can be measured. It is delimited by the placement of meters for continuous measurement for input to, and withdrawal from the area.</p> <p>Additional information: It can be used to establish volumes that cannot be measured such as network losses.</p>
Domain	Metering Point	<p>An entity where energy products are measured or computed.</p>
Domain	RGCE Interconnected Group	<p>The composition of a number of Coordination Centre Zones, operating under RGCE (Regional Group Continental Europe) rules, where the exchange and compensation programmes within the zone must sum up to zero.</p>

DOMAINS		
Type	DOMAIN NAME	DESCRIPTION
Domain	Scheduling Area	<p>An area within which the TSOs' obligations regarding scheduling apply due to operational or organisational needs.</p> <p>This area consists of one or more Metering Grid Areas with common market rules for which the settlement responsible party carries out an imbalance settlement and which has the same price for imbalance.</p> <p>Source: System Operation Guideline, Commission Regulation (EU) 2017/1485.</p> <p>Additional information: This covers both Imbalance Area and Imbalance Price Area from the Electricity Balancing Guideline (2017/2195).</p>
Domain	Synchronous Area	<p>An area covered by synchronously interconnected LFC blocks.</p> <p>Note: Examples of Synchronous Areas are Continental Europe, Great Britain, Ireland-Northern Ireland, Nordic and the power systems of Lithuania, Latvia and Estonia, together referred to as 'Baltic' which are part of a wider synchronous area (IPS/UPS).</p> <p>Source: Requirements for Generators. Art. 2 - Definitions</p>

5.3 Resources

RESOURCES		
Type	RESOURCE NAME	DESCRIPTION
Resource	Reserve Resource	<p>A resource technically pre-qualified using a uniform set of standards to supply reserve capabilities to a System Operator and is associated with one or more tele-measuring devices.</p> <p>Additional information: This is a type of Resource.</p>

RESOURCES		
Type	RESOURCE NAME	DESCRIPTION
Resource	Resource	<p>A market representation of an asset or a group of assets related to the energy industry.</p> <p>Additional information:</p> <p>A Resource represents for example grid assets, consumption assets or production assets, such as generating units, consumption units, energy storage units or virtual power plants.</p>
Resource	Resource Capacity Market Unit	<p>An aggregated Resource that can aggregate one or several Resources, and a Resource can form part of only one Resource Capacity Market Unit.</p> <p>Additional information:</p> <p>A Resource Capacity Market Unit may participate in the domestic Capacity Remuneration Mechanism and in the foreign Capacity Remuneration Mechanism if the direct cross border participation is applied. The Resource Capacity Market Operator together with the TSO where the Resource Capacity Market Unit is located is responsible for carrying out availability checks and maintaining data in the Registry.</p>

5.4 Accounts

ACCOUNTS		
Type	ACCOUNT NAME	DESCRIPTION
Account	Balance Group	<p>An energy account under responsibility of a Balance Responsible Party used to determine imbalance considering predefined inputs and outputs within a specific Scheduling Area.</p>

5.5 CIM Objects

CIM OBJECTS		
Type	CIM OBJECT NAME	DESCRIPTION
CIM Object	Meter	<p>A physical device containing one or more registers.</p>

CIM OBJECTS		
Type	CIM OBJECT NAME	DESCRIPTION
CIM Object	Register	A physical or logical counter measuring energy products.

196
197
198
199
200
201
202
203
204
205
206
207
208
209
210
211
212
213
214
215
216
217
218
219
220
221
222
223
224
225
226
227
228
229
230
231